



ST JOSEPH'S BOYS' HIGH SCHOOL, BENGALURU


XI ADMISSION USER GUIDE 2025-2026

Admission 2025-26 URL/Website link

https://sjbhs.schoolphins.com/admission_isc/login

Login Page

Sign In - ADMISSION XI 2025-2026



ST JOSEPH'S BOYS' HIGH SCHOOL, BENGALURU

Mobile Number*

Password*

SIGN IN

NEW REGISTRATION

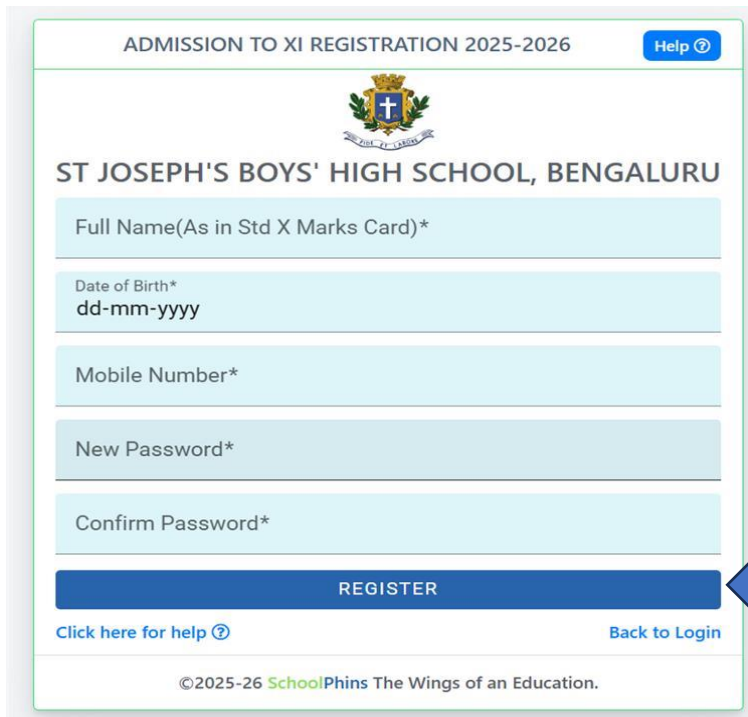
[Click here for help ?](#)

[Forgot Password](#)


Note: For the best experience use "Google Chrome" Browser.

©2025-26 SchoolPhins The Wings of an Education.

STEP 1: Click on new registration button



ADMISSION TO XI REGISTRATION 2025-2026 [Help](#)


ST JOSEPH'S BOYS' HIGH SCHOOL, BENGALURU

Full Name(As in Std X Marks Card)*

Date of Birth*
dd-mm-yyyy

Mobile Number*

New Password*

Confirm Password*

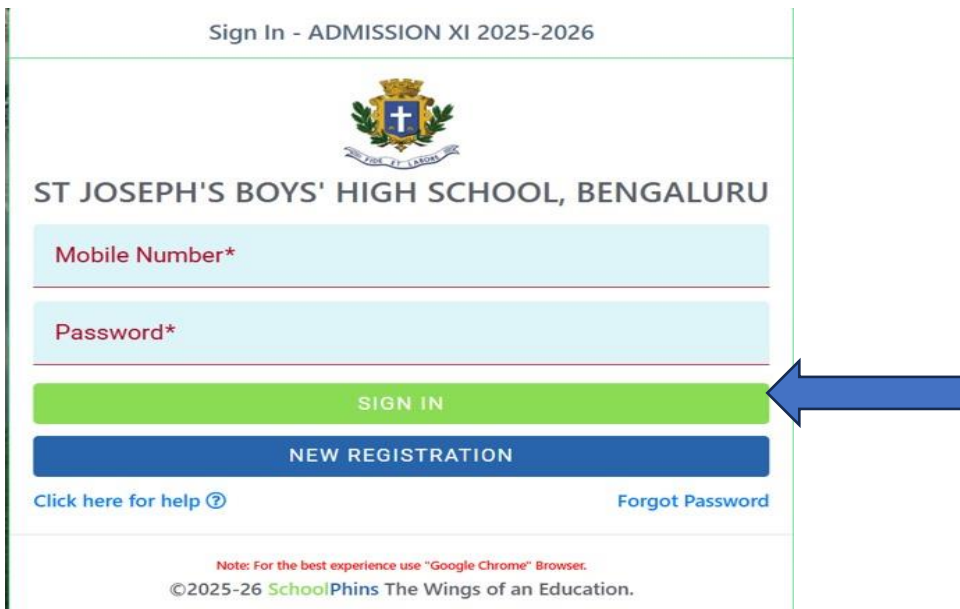
REGISTER

[Click here for help](#) [Back to Login](#)


©2025-26 SchoolPhins The Wings of an Education.

- Enter the details and click on register

Step 2: Login with Credentials



Sign In - ADMISSION XI 2025-2026


ST JOSEPH'S BOYS' HIGH SCHOOL, BENGALURU

Mobile Number*

Password*

SIGN IN

NEW REGISTRATION

[Click here for help](#) [Forgot Password](#)

Note: For the best experience use "Google Chrome" Browser.

©2025-26 SchoolPhins The Wings of an Education.

Note:

- Login with credentials with was created in step 1.
- Login with mobile number and password.

Step 3: Admission form

The screenshot shows the 'STEP I : Personal Details' section of the admission form for St Joseph's Boys' High School, Bengaluru. The form is titled 'Admission XI Form : 2025'. It includes a sidebar with navigation links: Dashboard, Personal Details (selected), Profile, and Support. The main form area contains fields for Student Photo, Name of the Candidate (as in Std X Marks Card)*, Date of Birth*, Student Age (as on 1 June 2025), Gender*, Native place, Blood Group, Select Mother Tongue*, Select Nationality*, Select Religion*, Caste, Select Caste Category*, Email (to be used for further correspondence)*, and Residence Phone Number (Mobile Number). Below these is the 'Family Details' section, which includes fields for Father's Photo, Father's Name*, Father's Mobile Number*, Father's Email ID*, Select Father's Mother Tongue*, Select Father's Religion*, Father's Annual Income*, Father's Aadhaar Number*, and Father's PAN Card Number*. A red note states: 'Note: (Admission is only for Boys.)'.

- In Step 3, fill in the details of Students, Parents, and Guardians.
- Fields mentioned with * are mandatory other are optional.
- Click submit.

Note:

- The document size should be a maximum of 2MB. If the document size exceeds 2MB, compress the file to 2MB using a compression tool. Tool to compress: <https://compressjpeg.com/>

Step 4: School and Examination details (last studied)

The screenshot shows the 'STEP II : School and Examination Details (Last Studied)' section of the admission form for St Joseph's Boys' High School, Bengaluru. The form is titled 'Admission XI Form : 2025'. It includes a sidebar with navigation links: Personal Details, Academic Details (selected), Profile, and Support. The main form area contains fields for Name of the last school attended by the Candid, Medium of Instruction*, Month of Passing, Year of Passing*, Address of the School, 10th Board Name*, Register Number*, and No of Attempts*. Below these is a section for 'Upload 10th Standard Mark Card' with a note: 'Note: Maximum File Size 2MB, File format: JPG, JPEG, PNG, PDF'. There is a 'Help' button next to this section. At the bottom, there is a 'PREVIOUS' button and a 'NEXT' button.

STEP 5 - PAYMENT

SchoolPhins ST JOSEPH'S BOYS' HIGH SCHOOL, BENGALURU 12323

STEP V : ₹ Payment Admission XI Form : 2025

Application Fee

Rs. 500.00

Application Fee is Pending

Pay Now

Payment History

Date	Paid Amt.	Transaction ID	Status	Action
Fee Paid info not found.				

Copyright © 2025-26 SchoolPhins. All rights reserved

SchoolPhins ST JOSEPH'S BOYS' HIGH SCHOOL, BENGALURU 12323

Application Status

Step 1: Submission ✓

Your application has been successfully submitted! Thank you for your interest in our institution. Our team is currently reviewing your application, and you will be notified regarding the next steps shortly.

Edit View / Print

Step 2: Documents Verified

Step 3: Shortlist

Step 4: Selection

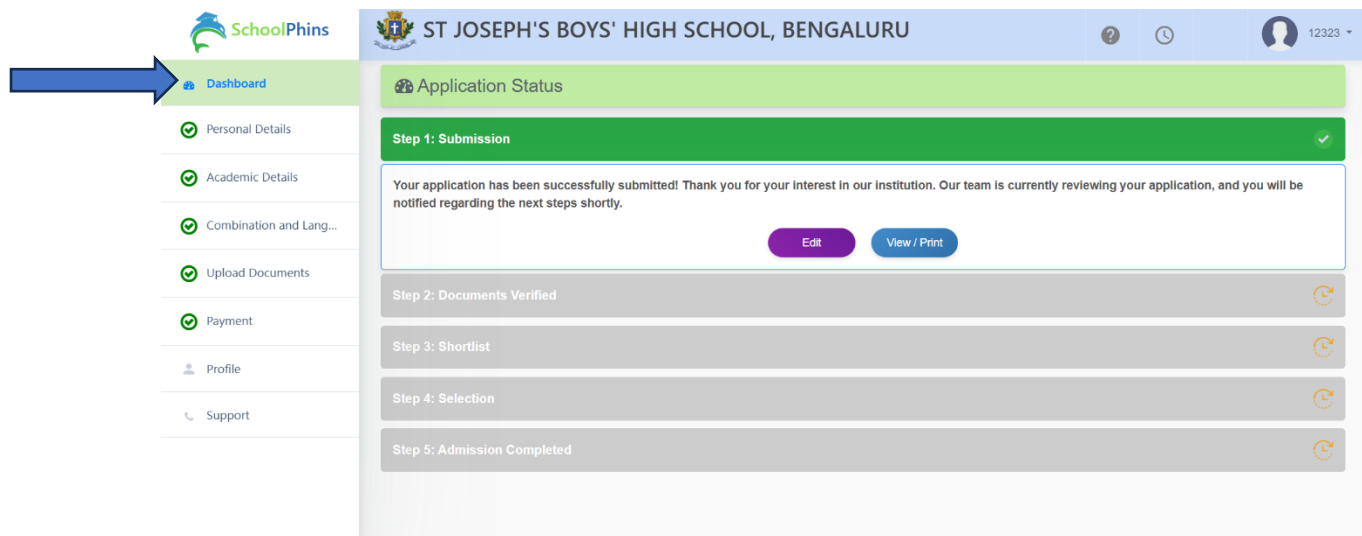
Step 5: Admission Completed

Dashboard Personal Details Academic Details Combination and Lang... Upload Documents Payment Profile Support

Copyright © 2025-26 SchoolPhins. All rights reserved

- After filling out the form, you can pay the application fee by clicking on 'Pay Now,' choosing a payment method, and completing the payment. Please note: do not refresh the payment screen while making the payment. After a successful payment, you will see a "Payment Successful" message. There, you can review your application form and print the payment receipt.

STEP 6: APPLICATION STATUS



The screenshot displays the SchoolPhins application status dashboard for St Joseph's Boys' High School, Bengaluru. The interface includes a top navigation bar with the school's name and a user profile icon. A left sidebar contains a menu with options like Dashboard, Personal Details, Academic Details, and others. A blue arrow points to the 'Dashboard' link. The main content area shows the 'Application Status' section, which includes a green bar for 'Step 1: Submission' indicating successful submission, and a list of subsequent steps: Step 2: Documents Verified, Step 3: Shortlist, Step 4: Selection, and Step 5: Admission Completed.

- You can check your application status by clicking on the dashboard.