



ST JOSEPH'S BOYS' HIGH SCHOOL, BENGALURU


LKG - ADMISSION USER GUIDE 2026

Admission 2026 URL/Website link

https://sjbhs.schoolphins.com/admission_lkg

STEP 1: - LOGIN PAGE

Sign In - ADMISSION TO LKG 2026



ST JOSEPH'S BOYS' HIGH SCHOOL

Mobile Number*

Password*

SIGN IN


NEW REGISTRATION

[Click here for help ?](#) [Forgot Password](#)

©2025-26 SchoolPhins The Wings of an Education.

STEP 1: Click on new registration button

ADMISSION REGISTRATION TO LKG 2026-2027 [Help ?](#)



ST JOSEPH'S BOYS' HIGH SCHOOL

Full Name(As per the Birth Certificate)*

Date of Birth*
dd-mm-yyyy

Note: (Child should complete Four years of age by 01 June 2026)

Mobile Number*


New Password*

Confirm Password*

REGISTER

[Click here for help ?](#) [Back to Login](#)

©2025-26 [SchoolPhins](#) The Wings of an Education.



ST JOSEPH'S SCHOOL

Thank You


Successfully Registered, Go back to sign in
and please fill out the application form.

Login

©2025-26 [SchoolPhins](#) The Wings of an Education.

Step 2: Login with Credentials

Sign In - ADMISSION TO LKG 2026



ST JOSEPH'S BOYS' HIGH SCHOOL

Mobile Number*

Password*

SIGN IN

NEW REGISTRATION

[Click here for help ?](#) [Forgot Password](#)

©2025-26 SchoolPhins The Wings of an Education.

Note:

Login with credentials which was created in step 1.
Login with email id or mobile number and password.

Step 3: Admission form

The screenshot displays the LKG Admission Form 2026 for St Joseph's Boys' High School, divided into two steps. The left sidebar contains navigation links: Dashboard, Personal Details (selected), Profile, and Support. The top header shows the school name and a user profile icon with the number 63631.

STEP I : Student Info LKG Admission Form : 2026

Fields for Student Info include:

- Student Photo (with Upload and Help buttons)
- Full Name (As per the Birth Certificate)*: SHOBITH
- Date of Birth*: 01-06-2022 (Note: Child should complete Four years of age by 01 June 2026)
- Student Age (as on 1 June 2026): 4 YEAR 0 MONTH 0 DAYS
- Class*: LKG
- Gender*: MALE (Note: Admission is only for Boys.)
- Native place*
- Blood Group
- Select Mother Tongue*
- Select Nationality*
- Select Religion*
- Select Caste Category*
- Sub Caste
- Select Languages Spoken*
- Email (to be used for further correspondence)*
- Residence Phone Number (Mobile No.)

Family Details

Fields for Family Details include:

- Father's Name (as in the Child's Birth Certificate)*
- Father's Mobile Number*

STEP II : Document Details LKG Admission Form : 2026

Fields for Document Details include:

- Upload Aadhaar Card/ Aadhaar Application Acknowledgment (Note: Maximum File Size 10MB, File format: JPG, JPEG, PNG, PDF)* (with Upload and Help buttons)
- Upload Caste/Category Certificate (Note: Maximum File Size 10MB, File format: JPG, JPEG, PNG, PDF)* (with Upload and Help buttons)

In step 3 fill details of Students, Parents and Guardians

- Fields mentioned with * are mandatory other is optional
- Click submit

Note:

- The document size should be a maximum of 2MB. If the document size exceeds 2MB, compress the file to 2MB using a compression tool. Tool to compress: <https://compressjpeg.com/>

PAYMENT

The screenshot shows the 'ST JOSEPH'S BOYS' HIGH SCHOOL' portal. The left sidebar has 'Payment' selected. The main area is titled 'STEP III : ₹ Payment' and 'LKG Admission Form : 2026'. A central box displays 'Application Fee Rs. 500.00' with a status 'Application Fee is Pending' and a 'Pay Now' button. Below this is a 'Payment History' table.

| Date | Paid Amt. | Transaction ID | Status | Action |
|--------------------------|-----------|----------------|--------|--------|
| Fee Paid info not found. | | | | |

The screenshot shows the same portal after a successful payment. The central box now displays a green checkmark, 'Thank You! Application Fee is Paid', and the 'Application Number: SJ26L10100'. It includes buttons for 'PRINT APPLICATION' and 'DASHBOARD'. The 'Payment History' table now shows a successful transaction.

| Date | Paid Amt. | Transaction ID | Status | Action |
|------------|-----------|--------------------------|---------|---------|
| 22-11-2025 | 500.00 | LKGADM202511220713498606 | SUCCESS | Receipt |

- After filling out the form, you can pay the application fee by clicking on 'Pay Now,' choosing a payment method, and completing the payment.
Please note: do not refresh the payment screen while making the payment. After a successful payment, you will see a "Payment Successful" message. There, you can review your application form and print the payment receipt.

Note: You can check your application status by clicking on the dashboard.